

## LIBERTA ORIGINAL 102



Create a genuine and distinct layout with the Liberta™ original 102 rainscreen panel for ventilated steel and aluminium facade systems.

## BE INSPIRED!

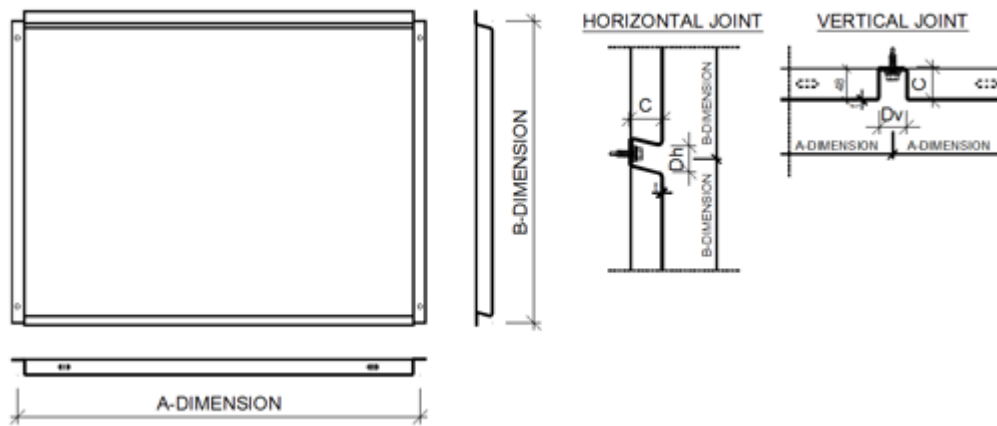
Experience the shape and the detail on the finished facade surface. Energise your facade with Liberta solar panels. Visualise the materials and colours in different lighting and from various perspectives, with the Ruukki Design Palette Visualiser.

### **Ruukki® emotion**

Also available with perforation and backlighting.

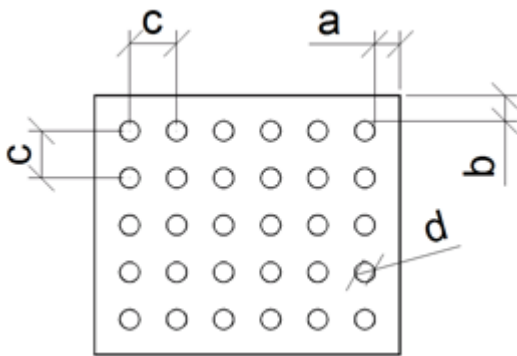
The information on our website is accurate to the best of our knowledge and understanding. Although every effort has been made to ensure accuracy, the company cannot accept any responsibility for any direct or indirect damages resulting from possible errors or incorrect application of the information of this publication. We reserve the right to make changes.

# PROPERTIES



<b>Model name</b>	Liberta original 102
<b>Panel Depth</b>	20, 25, 30 mm
<b>Horizontal Joint</b>	20, 25, 30 mm
<b>Vertical Joint</b>	20, 25, 30 mm
<b>Fastening holes shape</b>	Round
<b>Ventilation Hole Shape</b>	Oval
<b>Fastening Holes Diameter Libertá</b>	7 mm
<b>Ventilation Holes Size Lower Edge Libertá</b>	5 x 15 mm
<b>Fastening Style</b>	Standard fix
<b>Starting Fillet</b>	Not required

## PERFORATION LAYOUT

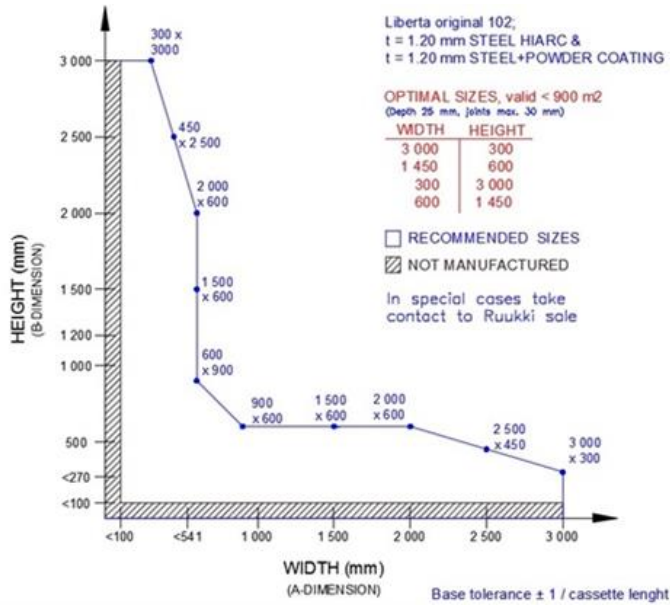


Dimension/hole	mm
a	$\geq 10$
b	$\geq 10$
c	d+15, d+25, d+30
d	12, 16, 20, 30

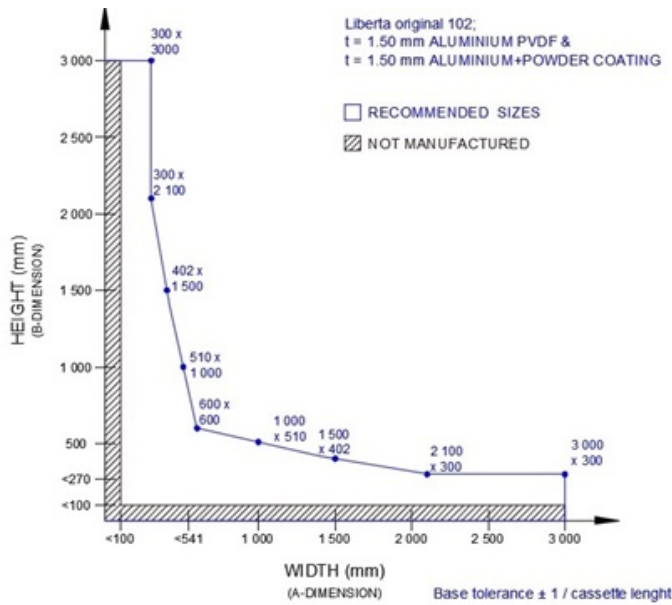
Symmetrical perforation: Fully perforated in symmetrical square layout. Only 1 hole size (d) and distance (a, b, c) per product.

Art perforation: Fully or partly perforated in freely chosen locations. All hole sizes (d) and distances (c) available per product.

## MATERIAL STEEL 1.20 MM, PANEL SIZES



## MATERIAL ALUMINIUM 1.50 MM, PANEL SIZES



## MATERIALS

## MATERIALS

Material	Material thickness (mm)	Weight (kg/m <sup>2</sup> )	Surface treatment
Steel	1.2	11.6	Hiarc *
Steel	1.2	11.6	Epoxy + powder coating
Aluminium	1.5	5.1	Powder coating

\*) Not available with perforation

\*\*) Non-stock item


## COLOURS & COATINGS

### COATINGS


Colour chart	Coating	Colour
Standard	HIARC	RR20, RR21, RR22, RR23, RR40, RR41, RR45
	HIARC Matt	RR40, RR41, RR45
Colourful	HIARC & Powder paint	RR11, RR24, RR26, RR29, RR30, RR31, RR32, RR33, RR34, RR35, RR36, RR37, RR42, RR43, RR44, RR750
Unique	HIARC & Powder paint	RAL and NCS colours available by request

Minimum order sizes:


- Standard chart: No limitations
- Colourful & unique charta: HIARC 900m<sup>2</sup>; Powder paint 100m<sup>2</sup>




RAL9010 WHITE




RAL 2000




RAL 2001




RAL 3003




RAL 6027



RAL 6019




RR23 DARK GREY




RR 11 SPRUCE GREEN




RR20 WHITE




RR21 LIGHT GREY




RR22 GREY




RR24 LIGHT YELLOW




RR26 YELLOW




RR29 RED




RR30 LIGHT BROWN




RR31 BROWN




RR32 DARK BROWN




RR33 BLACK




RR34 LIGHT BLUE



RR35 BLUE



RR36 LIGHT GREEN



RR37 GREEN



RR40 SILVER MATT



RR41 DARK SILVER MATT



RR42 GOLD




RR43 COPPER



RR44 METALLIC BLUE



RR45 METALLIC GRAPHITE



RR750 TILE RED

## ACCESSORIES

## ACCESSORIES

Facade cladding system completed with flashings, fasteners and support studs provides a fully finished facade, as well easy and quick installation.



**06 MAY, 2016**

Ruukki\_Liberta\_rainscreen\_panels\_accessories\_PDF

ZIP, 3.88 MB



**06 MAY, 2016**

Ruukki\_Liberta\_rainscreen\_panels\_accessories\_DWG

ZIP, 1.42 MB

## DESIGN TOOLS

### DESIGN TOOLS

To make both architectural and structural design work easier with accurate product information in 3D form, Ruukki offers a selection of CAD / BIM -objects and software tools to be downloaded from the Software Toolbox portal.

## READY MODELLED FACADE CLADDINGS FOR REVIT ENVIRONMENT

Download BIM objects

### DETAIL DRAWINGS (.DWG)



**06 MAY, 2016**

Ruukki\_Liberta\_rainscreen\_panels\_detail\_drawings\_DWG

ZIP, 1.77 MB



**06 MAY, 2016**

Ruukki\_Liberta\_rainscreen\_panels\_dimensional\_drawings\_DWG

ZIP, 945.75 KB

### DETAIL DRAWINGS (.PDF)



**06 MAY, 2016**

Ruukki\_Liberta\_rainscreenpanels\_design\_manuals\_PDF

ZIP, 1.18 MB



**06 MAY, 2016**

Ruukki\_Liberta\_rainscreen\_panels\_detail\_drawings\_PDF

ZIP, 6.99 MB



**06 MAY, 2016**

Ruukki\_Liberta\_rainscreen\_panels\_dimensional\_drawings\_PDF



ZIP, 5.78 MB

## INSTRUCTIONS

### ORDER FORMS



**06 MAY, 2016**

Ruukki\_Liberta\_rainscreen\_panels\_order\_forms\_XLS  
ZIP, 9.09 MB

### ASSEMBLY INSTRUCTIONS

Assembly instructions document includes information about:

- Packing
- Transportation and unloading
- Storing
- Assembling



**06 MAY, 2016**

Ruukki\_Liberta\_rainscreen\_panels\_fastening\_instructions\_PDF  
ZIP, 420.72 KB

### TOLERANCES



**15 JUN, 2016**

Facade cladding installation and base tolerances\_24\_11\_2016  
PDF, 96.03 KB



**15 JUN, 2016**

Rainscreen panel product tolerances 24.11.2015  
PDF, 51.23 KB

### MAINTENANCE INSTRUCTIONS

Maintenance instructions document contains information about:

- Washing
- Painting.



**06 MAY, 2016**

Ruukki-Colour-coated-steels-Maintenance-instructions

PDF, 731.83 KB



**06 MAY, 2016**

Ruukki-Maintenance-instructions-powder-coated-facade-claddings

PDF, 602.18 KB

## **CERTIFICATES & APPROVALS**

### **DECLARATION OF PERFORMANCE**



**06 MAY, 2016**

DoP 25PPPAR Pärnu claddings

PDF, 225.04 KB